



We understand it can be scary to begin your wedding journey so we have included here everything you need to know about finding your dream dress!



**DANTELA
BRIDAL COUTURE**

*the Ultimate
Dress Brochure*


Tips to finding your dream dress

Bridal Sizing

Bridal sizing is a little different than what you would normally wear, it even varies between designers, but generally runs smaller than our US sizing. You may be going up a size or two to get the right fit, but remember, size is just a number and will never affect your beauty or worth.

No one will know what size your gown is, but they will be able to tell if it doesn't fit properly.

We'll find you a dress that you'll love forever!



Find Your Style

KEEP A PINTEREST BOARD

Keep a Pinterest board for all the dresses you may be interested in trying! This can also help your stylist get to know you and your style.

KEEP AN OPEN MIND

While your Pinterest board is full of amazing dresses you think you will love, still keep an open mind to other styles as well, everyone is shaped different and you may find that a different silhouette or color suits you!



Trust Your Gut!

Saying yes to the dress can be scary! You may feel you haven't tried on enough or been to enough stores. There are so many dresses it can get confusing the more you try on. You'll know when you've found the one that nothing will top.

“ Secret Tip:

Be prepared to try on gowns without a bra so you can adjust yourself properly into the cups. Also, unless you're exceptionally tall, gowns will be too long, so no shoes please.



Who should you bring?

FRIENDS & FAMILY

Bring only those who make you feel loved and supported. This is an emotional experience and you don't need anyone who's going to rain on your parade. Your 'yes' moment could come at the most unexpected time!

TOO MANY!

While you may feel you need everyone with you, it can make your experience stressful when it should be relaxed and fun. Too many people can confuse you and put pressure on the appointment; an entourage of more than 4 is often the tipping point.



Silhouette

With so many dresses out there it can be hard to narrow down what you like and don't.

Finding the right Silhouette can help emphasize your favorite features!

Take fun quizzes to find your bridal style and de-stress!



**DANTELA
BRIDAL COUTURE**





A - Line

A-line dresses are universally flattering and perfect for most wedding seasons, typically with emphasizing the waist while flowing over the hips giving an ethereal effect.



Ball Gown

Ballgowns are perfect for a princess bride! Typically, with a dramatic fluffy skirt and structured slimming bodice.



Fit & Flare

Fit and flare hugs the body's shape and curves, typically flaring higher than a trumpet at the thigh.



Trumpet

Trumpets typically have a straight lined bodice, with a subtle flare at the knee.

Let's Talk Fabric

CHARMEUSE



Lightweight, rich and delicate, this luxurious fabric is characterized by a glossy sheen on the outside and matte finish inside.

CHIFFON



One of the lighter fabrics, chiffon is often used as an overlay in layers or as an accent detail due to its sheer and transparent style.

CREPE



Made of soft silk or light weight rayon, crepe is gauzy and crinkled, perfect for soft silhouettes

LACE



Woven from silk or cotton, lace can take the shape of many different kinds of weaves, including alencon, Chantilly, ambroidered, eyelet, guipure, honiton, knit and venise. It's often used as an overlay or as detail.

SATIN



A popular material, satin is heavy and smooth with a deep sheen from silk and nylon fibers that create a high thread count. Satin is one of the more traditional wedding dress fabrics.

TULLE



Characterized by a sheer, gauzy open weave similar to netting, tulle has an airy vibe but can be ruched to add structure. Very delicate, it's often used as a gown's lining.



Bustles

A bustle refers to the sewing process of transitioning a wedding gown to function as if it has no train. In other words, a seamstress adds buttons, hooks or ribbons into the dress to make it easier for you to walk post-ceremony by lifting up the train or tucking in into itself.



**AMERICAN
BUSTLE**

**FRENCH
BUSTLE**

**AUSTRALIAN
BUSTLE**

Blusher

Elbow 28"

Shoulder 20"

Fingertip 36"

Waltz 60"

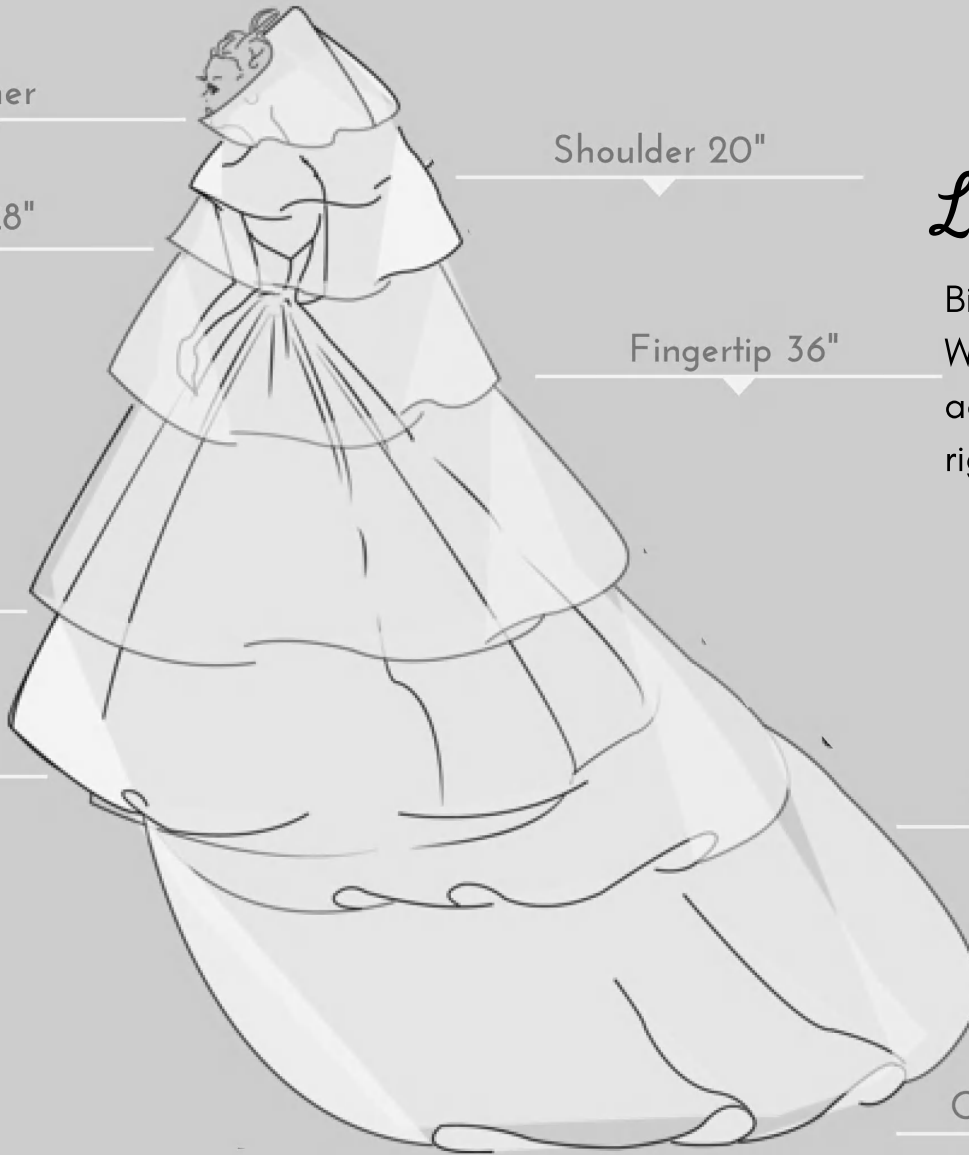
Floor 71"

Chapel 91"-108"

Cathedral 118"-120"

Learn the Lingo: Veils!

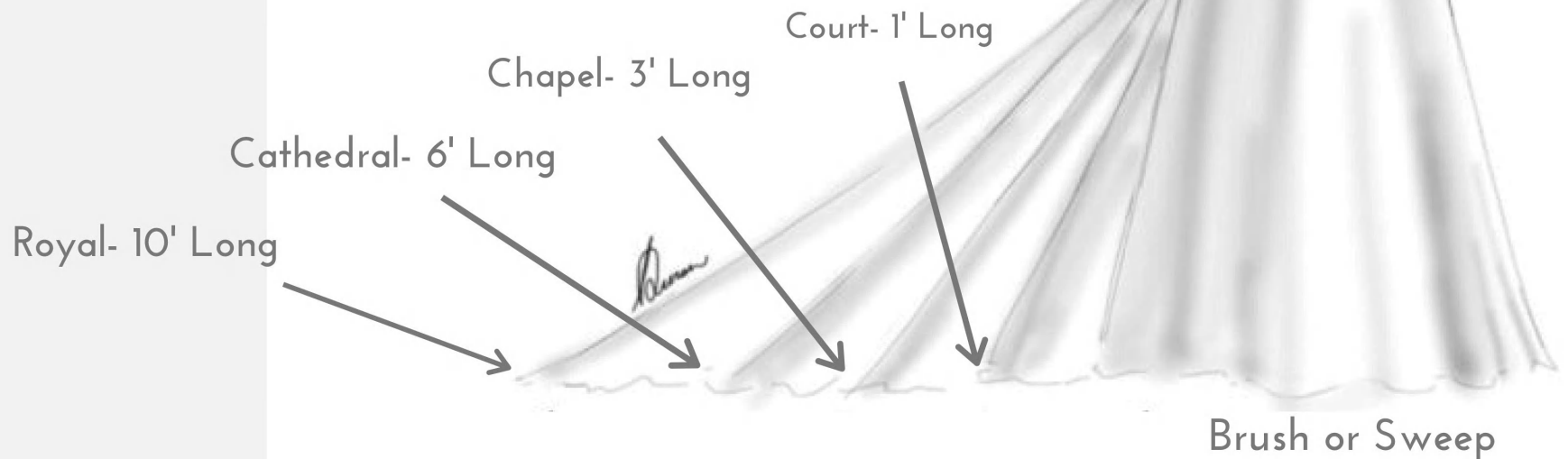
Birdcage, blusher, or ballerina?
When it comes to the most romantic
accessory, choose the look that is
right for you!



Lets talk the Lingo: Trail Length

Bridal trains and wedding gowns. Trains are just synonymous with wedding gown, and whether it's short and sweeping or long and jaw dropping, trains give us all the princess vibes.

Watteau - Attaches to shoulders



*Here's to Love, Laughter &
Happily Every After!*

Saying Yes to the Dress!

Finding your dream dress is an exciting moment in your life, so always remember to have fun and enjoy it! 60% of brides only try on 6-7 dresses before finding the one, so don't be afraid to say Yes!!

